



INVERTED CONVEYORS

- Continuous Flow Conveyors
- Power & Free Conveyors
- WideTrak™ Conveyors

Unique solutions for clean and simple handling of parts through assembly line operations and finishing process equipment such as washers, dry-off tunnels, paint booths, and bake ovens



*Conveyors designed for
contamination-free movement
and easy product accessibility*



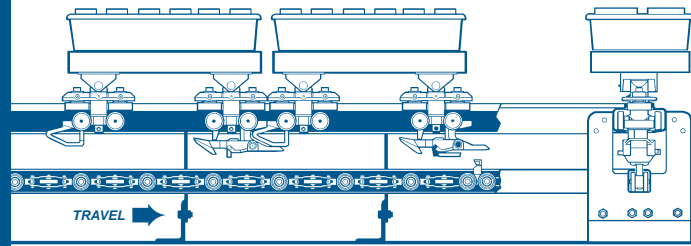
JERVIS B. WEBB COMPANY
WORLDWIDE MATERIAL HANDLING SOLUTIONS



Unibilt Inverted Conveyors

Since its introduction in the 1960's, enclosed track conveyors have provided manufacturing facilities with the flexibility necessary to handle the most complex production requirements.

These conveyor systems range from simple delivery systems to complex computer controlled power & free conveyors for assembly, processing, painting, and inspection operations.



Inverted Power & Free Conveyor

The inverted approach greatly enhances the already clean operation of our enclosed track design, virtually eliminating contamination by falling debris. Plus, by locating all support and conveyance hardware beneath the product, inverted systems offer 360° product accessibility, providing the opportunity for robotic operations and improved ergonomic interface.

Inverted Continuous Flow Conveyors

Designed to excel in applications that demand clean, efficient operation, these conveyors handle individual loads up to 250 lb (113kg) making them an ideal choice for large volume production runs. The inverted design protects the product from contamination and is particularly well suited to sanitary applications.



"C" hook attachments on an inverted power only track design helps to prevent product contamination.



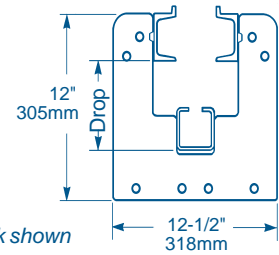
A two-rail floor mounted, tow style inverted continuous flow conveyor system, guides outboard motor units through assembly.



Inverted power only conveyor with pin style attachments routes parts through to an infrared oven.

Inverted Power & Free Conveyors

These systems provide the unique ability to stop individual loads without stopping the entire production line. They offer a wide range of features including: variable chain speeds, high-speed indexing, on-line storage, and adaptability to changes in elevation - all designed to maximize your production capacity.



Motorcycle fenders are transported to storage after powder coating on an inverted Power & Free conveyor.



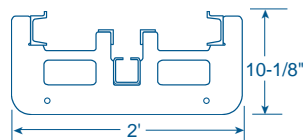
Parts advance through the wash process prior to painting.




An inverted Power & Free conveyor accumulates range tops at a manual workstation.

Unibilt WideTrak™ Conveyors

Unibilt WideTrak is an innovative three rail conveyor system designed for stable handling of multi-part racks. A unique solution for clean and simple handling of parts through assembly line operations and finishing process equipment such as washers, dry-off tunnels, paint booths, and bake ovens.



The three rail design stabilizes parts carriers.



WideTrak conveyors move products through dry-off tunnels, paint booths, and bake ovens.

WideTrak conveyors easily negotiate horizontal and vertical curves.

Quality Unibilt Components

Hardworking Unibilt components provide reliable performance under demanding conditions.



Nylon wheel chain



Steel wheel chain

Universal Link Chain

Unibilt link chain features alternating vertical load-carrying and horizontal lateral-guide wheels. This gives maximum flexibility in all directions to help reduce friction and promote long life. Each pitch features a symmetrical chain pin joint and is easily assembled. With a steel wheel or nylon wheel option, this link chain can meet many needs.



Power & Free Trolleys

Generally, Power & Free carrier assemblies are mounted on two trolleys (front and rear) that run in the free track. In addition, an intermediate trolley is available for situations involving long loads. Inverted trolleys are available in standard and heavy-duty models, with maximum load capacities of up to 750 lb per single trolley.



“C” Hooks

These continuous flow inverted conveyor sections show “C” hooks attached to a single trolley (left) and a two trolley load bar design (right).

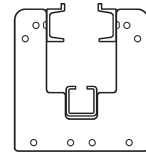


Enclosed Track

This square tubular section is roll-formed from high strength WebbAlloy II™ steel. Featuring a yield strength up to 26% stronger than carbon steel, good corrosion resistance, and high rigidity over long spans.

Power & Free Track

The power track is constructed of roll-formed WebbAlloy II™ steel.



The free track is made from WebbAlloy® steel. These special alloy steels have greater abrasion resistance and better load-carrying characteristics than plain carbon steel. For applications that require even greater corrosion resistance, Unibilt track is also available in roll-formed 300 Series stainless steel.

Caterpillar Drive Unit

Unibilt drive units feature a compact, high-efficiency inverter duty motor/reducer combination that sends more power directly to the drive. This configuration immediately reduces noise and maintenance, while improving overload cut-off accuracy and durability. Specially developed for Unibilt conveyors, the caterpillar drive units are designed to provide maximum flexibility for all enclosed track power requirements. Many outstanding features are available that are not found on any other single compact unit.



Webb has a global network of distributors and representatives to serve you.

JERVIS B. WEBB COMPANY
WORLDWIDE MATERIAL HANDLING SOLUTIONS



34375 W. Twelve Mile Rd.
Farmington Hills, MI 48331-5624 USA

1-888-UNIBILT Fax: 1-248-553-1253
www.jerviswebb.com E-mail: info@jerviswebb.com

The information in this publication is for illustration purposes and is subject to change without notice. For detailed information, please consult your local Webb sales engineer or the factory. Unibilt® and WideTrak™, WebbAlloy II™ and WebbAlloy® are trademarks of the Jervis B. Webb Company.