

DAIFUKU CO., LTD.

Consolidated Financial Results

for the Third Quarter Ended December 31, 2008

February 16, 2009

DAIFUKU
Material Handling and Beyond

1-1. 3Q FY2008 Results (Consolidated, Apr-Dec 2008)

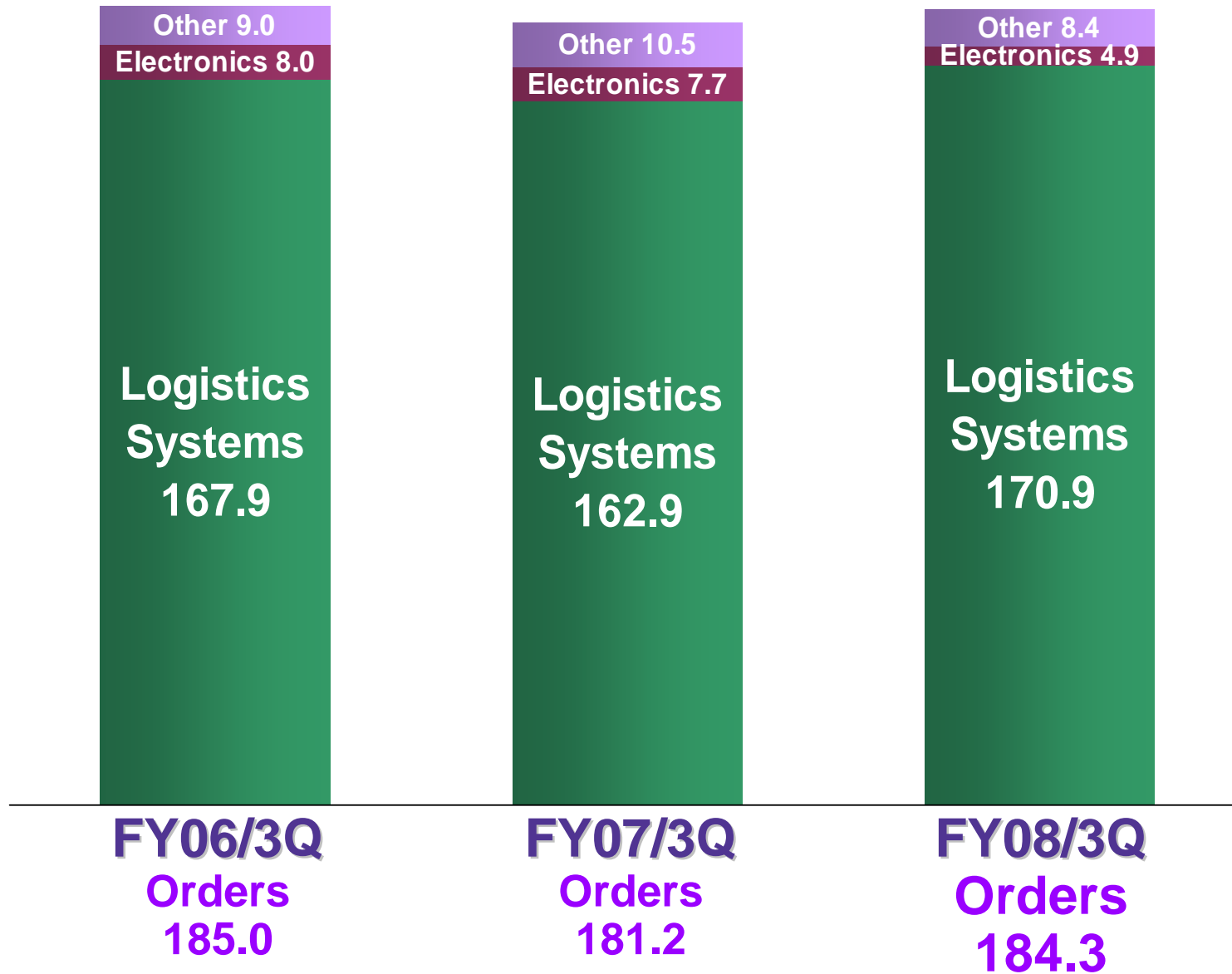
DAIFUKU

1

(Billion yen)	(FY08/3Q)	(FY07/3Q)	(Year-on-year)
Orders	184.3	181.2	(1.7%)
Net Sales	183.6	162.7	(12.9%)
Operating income	12.2	15.4	(-20.5%)
Ordinary income	11.8	15.7	(-24.7%)
Net income	6.3	9.0	(-30.1%)
Net income per share	56.27 yen	79.63 yen	


1-2. Orders by Segment (Consolidated, Apr-Dec 2008)

(Billion yen)




1-3. Net Sales by Segment (Consolidated, Apr-Dec 2008)

(Billion yen)



2. Net Sales by Area (Consolidated, Apr-Dec 2008)

(Billion yen)

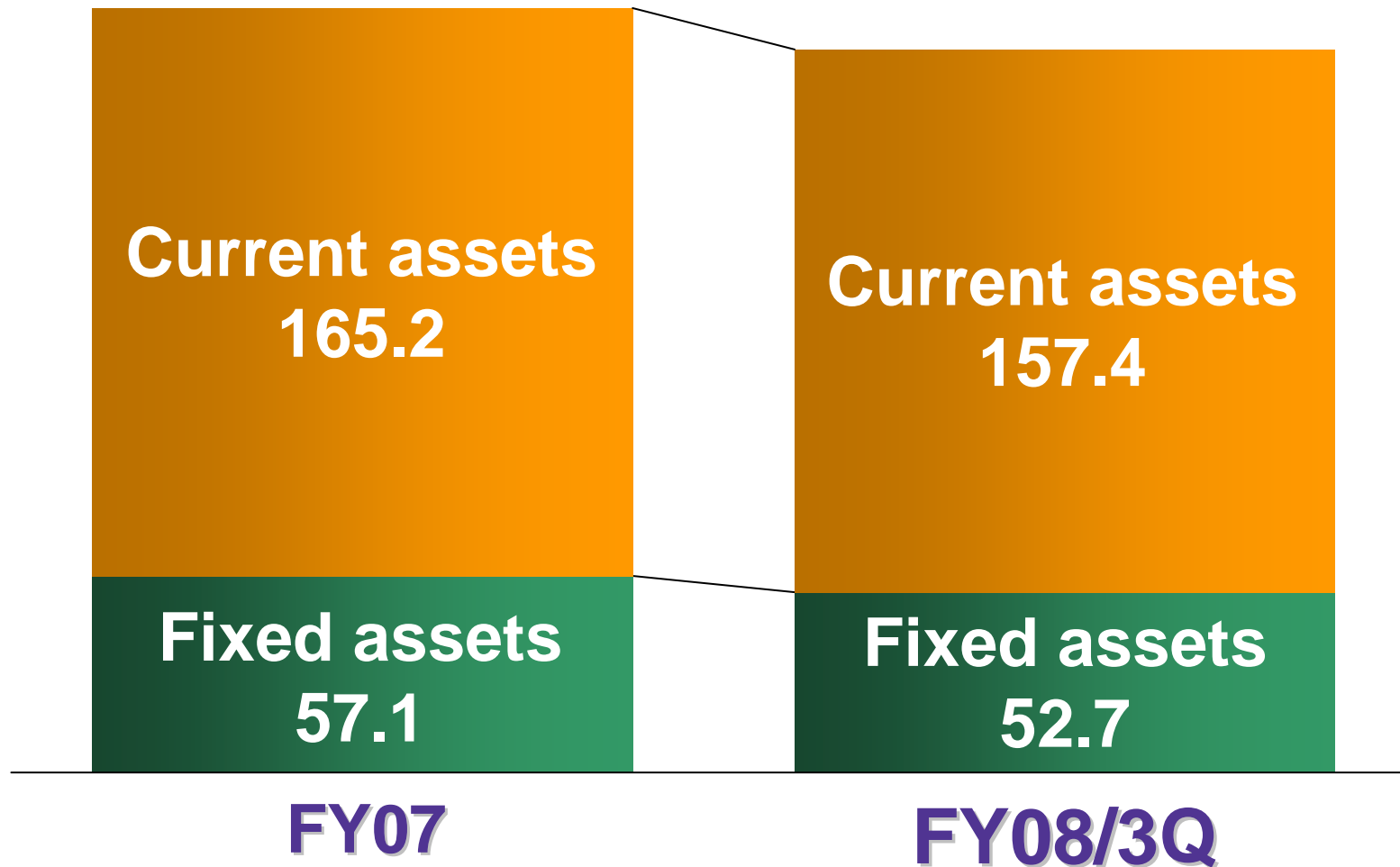


3-1. Financial Situation — Assets (Consolidated)

(Billion yen)

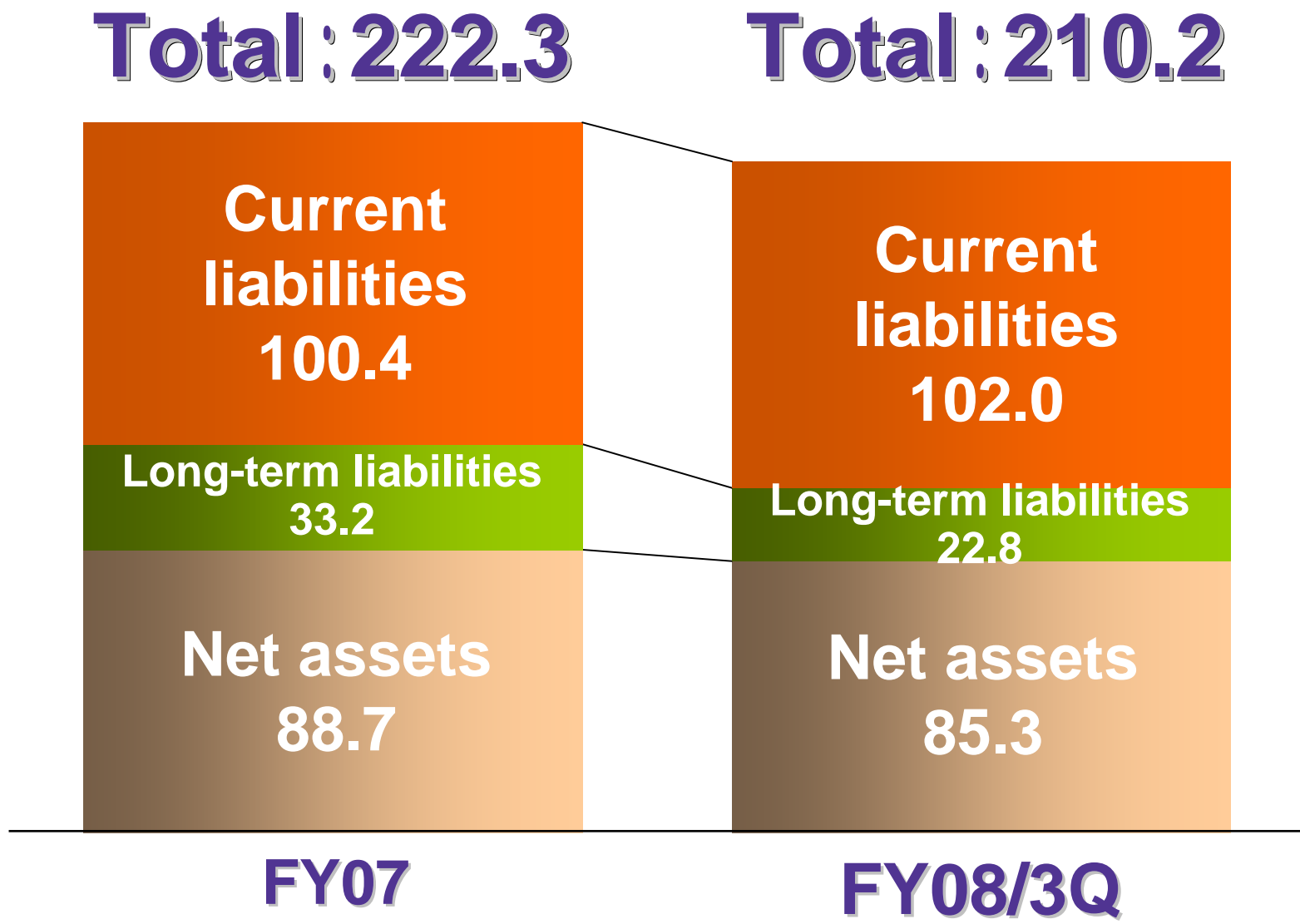
Total: 222.3

Total: 210.2



3-2. Financial Situation – Liabilities & Net Assets (Consolidated) **DAIFUKU**

(Billion yen)



Cash and cash equivalents at end of 3Q FY2008

26.1 billion yen (up 28.4% year on year)

Cash Flows from Operating Activities

Cash outflow of 8.2 billion yen

(The inflow decreased 18.1 billion yen year on year.)

Cash Flows from Investing Activities

Cash outflow of 4.4 billion yen

(The outflow decreased 4.3 billion yen year on year.)

Cash Flows from Financing Activities

Cash inflow of 10.4 billion yen

(The outflow decreased 11.3 billion yen year on year.)

4. FY2008 Estimates (Consolidated)

(Billion yen)		(Announced on Nov 13, 2008)	(Year-on-year)
Orders	210	250	(-13.9%)
Net Sales	240	245	(3.6%)
Operating income	15	17	(-27.5%)
Ordinary income	14	16.8	(-32.1%)
Net income	7.7	9.8	(-35.3%)
Net income per share	69.56 yen	88.53 yen	

Cautionary Statement with Respect to Forward-Looking Statements

The strategies, beliefs and plans related to future business performance as described in this document are not established facts. They are business prospects based on the assumptions and beliefs of the management team judging from the most current information, and therefore, these prospects are subject to potential risks and uncertainties. Due to various crucial factors, actual results may differ substantially from these forward-looking statements. These crucial factors that may adversely affect performance include 1) consumer trends and economic conditions in the Company's operating environment, 2) the effect of yen exchange rates on sales, assets and liabilities denominated in U.S. dollars and other currencies and 3) the tightening of laws and regulations regarding safety and other matters that may lead to higher costs or sales restrictions. Moreover, there are other factors that may adversely affect the Company's performance.